

KING INDUSTRIAL

RE-TOOL YOUR WOODWORKING SHOP

Fall & Winter 2020

Proudly Canadian

FOLLOW US:



USE WHAT THE PROS USE



35+
Since 1983

\$40 SAVINGS

6" JOINTER KC-61FX

- Handwheel actuated infeed table for quick easy height adjustment
- Includes 2 safety push blocks
- 6 3/4" x 46" table size
- 29" x 5" fence size



6" JOINTER WITH SPIRAL CUTTERHEAD KC-65FX

- Handwheel actuated infeed table for quick easy height adjustment
- Includes 2 safety push blocks

A spiral cutterhead makes 50% less noise

Powerful 1 HP motor

\$999.

CYCLONE SEPARATOR KC-2940S

- Cyclonic force removes 99% of dust and wood chips before it reaches your dust collector
- Recommended for 1.5 to 3 HP dust collectors
- Cyclonic action separates heavy debris from the fine particles and directs them into the steel drum
- 6" Inlet with 2 x 4" adaptor
- 7" Outlet with 6" adaptor, and additional 1" to 6" adaptor included
- Drum bag included

Turn your dust collector into a heavy-duty two-stage cyclone dust collection system



\$399.99

1200 CFM DUST COLLECTORS

- Noise level reading at 36": 66-77dB
- Static pressure (inch of water): 9.5
- Dust port opening: 2 x 4" / 1 x 6"



KC-3105C

\$459.99

KC-3105C/KDCF-3500

\$649.99

8" x 13" VARIABLE SPEED WOOD LATHE KWL-813VS

- All precision-machined cast-iron bedway, headstock and tailstock construction
- 8" inboard swing for bowl turning
- Complete with 4-1/4" and 7" tool rests with 1/2" post diameter, 5-3/4" faceplate, MT#1 live center, MT#1 spur center, steel knock-out bar, adjustment keys and hex. keys

Variable speed range of 750 to 3200 RPM



High performance 1/3 HP (300 Watt) DC motor

\$249.99

10" CABINET TABLE SAWS

- Rising knife system for maximum operator safety
- Comes with 10" x 40 tooth carbide tipped saw blade, cast-iron miter gauge, standard and dado inserts, push stick, storage hooks and hex. keys

KC-10KX/U30 30" RIP

***\$1599.**

After \$40.00 mail-in rebate
Sale price \$1639.00 Taxes payable on price before rebate

KC-10KX/U50 52" RIP

***\$1659.**

After \$40.00 mail-in rebate
Sale price \$1699.00 Taxes payable on price before rebate



2.5 HP (9.6 Amp @ 230V)

G3 PEN TURNING CHUCK BUNDLE KIT (3-1/2")

48265C Direct Threaded 1" x 8TPI RH/LH. **KIT INCLUDES:** G3 Reversible Chuck, 50mm/2" Jaws, Pen Plus Jaws, Mandrel Saver, T-bar chuck key, Woodworm screw and fastenings



\$199.99
nova 63

G3 REVERSIBLE CHUCK KIT (3-1/2")

48232C Direct Threaded 1" x 8TPI RH/LH. **KIT INCLUDES:** G3 Reversible Chuck, 50mm/2" Jaws, T-bar chuck key, Woodworm screw and fastenings



\$149.99
nova 63

OPTIONAL OVERARM BLADE COVER SYSTEM WITH DUST COLLECTION XL-1014

Transparent blade cover with built-in dust collection to maximize the collection of saw dust

EXCELSIOR



\$459.99

OPTIONAL 1 1/2" VACUUM HOSE KIT KW-161 **\$69.99**

OPTIONAL Industrial Rip Fence systems

XL-U30 30" RIP **\$349.**
XL-U50 52" RIP **\$399.**

OPTIONAL Melamine Extension Table Kit

EXT-5052 **\$199.**
Comes with 2 support legs
Fits: KC-10JCS, & KC-26FX, KC-10KX

HEAVY-DUTY UNIVERSAL mobile base FOR TABLE SAWS KMB-1390X
900 lbs. Max. **\$229.99**

10" WET/DRY SHARPENER KIT KC-4900S

Heavy-duty 1.6 Amp. motor quietly rotates at 115 RPM for maximum precision during sharpening



OPTIONAL

4 pc. Accessory Kit KM-130

(Short knife jig, long knife jig, scissors jig & axe jig)

NEW

\$59.99

14" WOOD BANDSAW KC-1402FX

- Powerful 1 HP 120V motor
- Large 21-3/8" x 15-5/8" cast iron tilting table with rack & pinion adjustment
- Circle cutting guide for diameters up to 27-1/2"
- Dust chute accepts 2", 3" dust collector hoses



Quick release lever blade tension system
Blade tension meter can be seen through conveniently placed window

***\$799.99**

After \$40.00 mail-in rebate
Sale price \$839.99 Taxes payable on price before rebate

100 5/8" WOOD CUTTING BANDSAW BLADES						
Model	Length	Width	TPI	Thickness	Price	
KBB-1318-14	100 5/8"	1 7/8"	14	.025"	\$24.99	
KBB-1336-10	100 5/8"	1 3/16"	10	.025"	\$24.99	
KBB-1314-6	100 5/8"	1 1/4"	6	.025"	\$24.99	
KBB-1338-6	100 5/8"	3/8"	6	.025"	\$24.99	
KBB-1312-6	100 5/8"	1 1/2"	6	.025"	\$24.99	
KBB-1334-4	100 5/8"	3/4"	4	.025"	\$24.99	

10" JOBSITE SAW WITH FOLDING STAND

KC-5100C

- Blade tilts 0° to 45°
- Comes with 10" x 40 tooth blade, rip fence, miter gauge, Standard and Dado table inserts, push stick and wrenches



Extendable rails and table allowing up to 25" rip capacity

\$369.99



12" RADIAL ARM SAW

KC-12RAS (220V, 1 PHASE)

- Powerful 2 HP, 220V single phase motor
- Precision indexing with positive stops at 22.5°, 45° and 90° for accurate bevel cuts
- Two 4" Dust chute for dust collector hook-up
- Includes 12" negative rake blade, blade arbor laser guide attachment, adjustment wrenches and hex keys



\$3499.

8" DADO BLADE SET

KSC-8000

- Carbide-Tipped 24 tooth ATB-R Dado blades
- Cuts grooves from 1/8" to 13/16" wide
- 5/8" Arbor, 7,000 RPM max.
- Comes with 14 pc. Dado Shim Set, wooden carrying case



\$89.99

2

TABLE SAWS & ACCESSORIES

LEFT TILT KC-26FXT/i30/30
30" RIP

***\$2499.**

After \$40.00 mail-in rebate
Sale price \$2539.00 Taxes payable on price before rebate

LEFT TILT KC-26FXT/i50/5052
52" RIP

***\$2599.**

After \$40.00 mail-in rebate
Sale price \$2639.00 Taxes payable on price before rebate

10" EXTREME CABINET SAW WITH RIVING KNIFE BLADE GUARD SYSTEM INCLUDING ROUTER TABLE AND SLIDING TABLE ATTACHMENTS

KC-26FXT-i30-DELUXE

- Model KC-26FXT shown here with router table attachment model KRT-100 and sliding table attachment model KST-101
- These router table and sliding table attachments fit most table saws having a 27" deep table



***\$3999.**

After \$40.00 mail-in rebate
Sale price \$4039.00 Taxes payable on price before rebate

10" SCORING SAW WITH SLIDING TABLE & OUTRIGGER

KC-36FXT/360ST

- Powerful independent motors and switches for main blade (3 HP motor) and scoring blade (1 1/2 HP motor)
- Table size with extension: 21-1/4" x 36-5/8"
- Comes with cast-iron miter gauge, 4" scoring saw blade, steel extension table with legs, push stick and adjustment wrenches

\$7999.



Crosscut fence with flip up work stop and hold-down is fully adjustable up to 45° to the right and left

Built-in 4" dust chute with 2" adapter for vacuum collection hose



10" CABINET SAWS

Comes with riving knife, industrial "Tru-Rip" T-square rip fence system for precision cuts, laminated melamine extension table, 2 sturdy adjustable supporting legs for extension table (KC-26FXT/i50/5052 only), cast iron miter gauge with adjustable aluminum fence and flip stop, standard and dado insert

TRU-RIP
Industrial Rip Fence systems



Powerful
3 HP (220V)



Powerful
3 HP (220V)

INDUSTRIAL SLIDING TABLE ATTACHMENT
KST-101



\$899.

INDUSTRIAL ROUTER TABLE AND FENCE ATTACHMENT
KRT-100



\$699.

TENONING JIG
K-1500
fits cabinet saws and contractor saws



\$109.99

30" INDUSTRIAL RIP FENCE SYSTEM
KRF-i30



\$399.

50" INDUSTRIAL RIP FENCE SYSTEM
KRF-i50



\$449.

WOOD BANDSAWS & ACCESSORIES

10" WOOD BANDSAW

KC-1002C

- Flexible LED light increases workpiece visibility
- Table size with extensions 13-3/8" x 13-1/8"
- Dust chute accepts 2", 2-1/2" and 4" dust collector hoses
- Comes complete with miter gauge, rip fence, adjustment wrench and hex keys

Powerful
1/2 HP motor

\$349.99

67 1/2" WOOD CUTTING BANDSAW BLADES						
Model	Length	Width	TPI	Thickness	Price	
KBB-1018-14	67 1/2"	1 7/8"	14	.018"	\$19.99	
KBB-1014-6	67 1/2"	1 1/4"	6	.020"	\$19.99	
KBB-1038-6	67 1/2"	3 3/8"	6	.020"	\$19.99	
KBB-1012-6	67 1/2"	1 1/2"	6	.020"	\$19.99	

12" WOOD BANDSAW

KC-1202FX

- Powerful 3/4 HP 120V motor
- Large 18-7/8" x 15-3/8" tilting table with rack & pinion adjustment
- Circle cutting guide for diameters up to 23-1/2"
- Dust chute accepts 2", 3" and 4" dust collector hoses
- Comes complete with cast aluminum miter gauge, rip fence with 5" high face, push stick, adjustment wrench and hex keys

***\$599.99**

* After \$40.00 mail-in rebate
Sale price \$639.99 Taxes payable
on price before rebate

88 3/16" WOOD CUTTING BANDSAW BLADES						
Model	Length	Width	TPI	Thickness	Price	
KBB-1218-14	88 3/16"	1 7/8"	14	.025"	\$19.99	
KBB-1236-10	88 3/16"	1 3/16"	10	.025"	\$19.99	
KBB-1214-6	88 3/16"	1 1/4"	6	.025"	\$19.99	
KBB-1238-6	88 3/16"	3 3/8"	6	.025"	\$19.99	
KBB-1212-6	88 3/16"	1 1/2"	6	.025"	\$19.99	

14" WOOD CUTTING BANDSAW WITH RIP FENCE AND RESAW GUIDE

KC-1433FXR

- 10 Amp. motor
- 14" x 14" cast iron table

\$799.

RIp FENCE SYSTEM WITH RESAW GUIDE
RF-1433R

With the purchase of # KC-1433FXR

\$99.99

NEOPRENE WHEEL PROTECTOR FOR 14" WOOD BANDSAWS

KW-094

\$19.99

STAND INCLUDED

93" WOOD CUTTING BANDSAW BLADES

Model	Length	Width	TPI	Thickness	Price
KBB-1418-14	93"	1 7/8"	14	.025"	\$19.99
KBB-1414-6	93"	1 1/4"	6	.025"	\$19.99
KBB-1436-10	93"	3 1/16"	10	.025"	\$19.99
KBB-1438-6	93"	3 3/8"	6	.025"	\$19.99
KBB-1412-6	93"	1 1/2"	6	.025"	\$19.99
KBB-1412-8	93"	1 1/2"	8	.025"	\$19.99
KBB-1434-4	93"	3 3/4"	4	.025"	\$19.99

17" VARIABLE SPEED WOOD & METAL CUTTING BANDSAW

KC-1700W/M-VS

- Variable speeds (wood): 540-3600 SFPM
- Variable speeds (metal): 100-650 SFPM
• Voltage (input power): 220V, 1 phase, 60 Hz
- Cast-iron table tilts 5° to the left & 45° to the right

Comes with: a 1/2" x 6 TPI wood cutting blade, 1/2" x 10 TPI metal cutting blade, laser guide, work lamp, miter gauge and a precision "TRU-RIP" aluminum rip fence with resaw guide

23 1/2" x 17" cast iron table
2 HP7 Amp. @ 220V



\$3799.

14" WOOD BANDSAW WITH 12" RESAW CAPACITY

KC-1502FXB

- 2 speeds (2300-3250) SFPM
- Cast-iron table tilts 45° to the right
- Motor, blade, miter gauge and precision "TRU-RIP" aluminum rip fence with resaw guide included

18" x 18" cast iron table

12.8 Amp. @ 110V - 6.2 Amp. @ 220V

Pre-wired to 110V



\$1699.

112" WOOD CUTTING BANDSAW BLADES					
Model	Length	Width	TPI	Thickness	Price
KBB-1514-6	112"	1 1/4"	6	.025"	\$19.99
KBB-1538-6	112"	3 3/8"	6	.025"	\$19.99
KBB-1512-4	112"	1 1/2"	4	.025"	\$19.99
KBB-1534-3	112"	3 3/4"	3	.025"	\$29.99
KBB-1510-2	112"	1"	2	.032"	\$29.99

17" WOOD BANDSAW

KC-1702FXB

- 2 speeds (1600/3300) SFPM
- Rack and pinion height adjustment system
- Cast-iron table tilts 10° to the left & 45° to the right
- Miter gauge system

17" x 17" cast iron table

14Amp. @ 110V - 7 Amp. @ 220V

Pre-wired to 110V



\$1699.

131 5/8" WOOD CUTTING BANDSAW BLADES					
Model	Length	Width	TPI	Thickness	Price
KBB-1714-6	131 5/8"	1 1/4"	6	.025"	\$24.99
KBB-1738-6	131 5/8"	3 3/8"	6	.025"	\$24.99
KBB-1712-4	131 5/8"	1 1/2"	4	.025"	\$24.99
KBB-1734-3	131 5/8"	3 3/4"	3	.025"	\$29.99
KBB-1710-2	131 5/8"	1"	2	.032"	\$29.99

21" WOOD BANDSAW

KC-2102FXB

- 2 speeds (1890/3800) SFPM
- Cast-iron table tilts 10° to the left & 45° to the right
- Rack and pinion height adjustment system
- Miter gauge system

21" x 21" cast iron table

16Amp. @ 110V - 8 Amp. @ 220V

Pre-wired to 220V



\$2199.

152 1/8" WOOD CUTTING BANDSAW BLADES					
Model	Length	Width	TPI	Thickness	Price
KBB-2114-6	152 1/8"	1 1/4"	6	.025"	\$29.99
KBB-2138-6	152 1/8"	3 3/8"	6	.025"	\$29.99
KBB-2112-4	152 1/8"	1 1/2"	4	.025"	\$29.99
KBB-2134-3	152 1/8"	3 3/4"	3	.032"	\$35.99
KBB-2110-2	152 1/8"	1"	2	.032"	\$35.99

JOINTERS

6" BENCHTOP JOINTER WITH HELICAL CUTTERHEAD KC-6HJC

- Dual 2-1/2" and 4" dust chute for dust collector hook-up
- Comes 2 safety push blocks, cutter insert adjustment Torx key and adjustment hex. keys
- Cutterhead speed 12,000 RPM

Helical cutterhead with 12 cutter inserts



\$399.99

Powerful 1 HP motor

8" BENCHTOP JOINTER WITH HELICAL CUTTERHEAD KC-8HJC

- Dual 2-1/2" and 4" dust chute for dust collector hook-up
- Comes 2 safety push blocks, cutter insert adjustment Torx key and adjustment hex. keys
- Cutterhead speed 12,000 RPM

Table size with extensions 51-1/2" x 8-1/4"



\$599.99

Helical cutterhead with 16 cutter inserts

6" PARALLELOGRAM JOINTER KC-70FX

6" x 55 1/2" table size

36" x 5" fence size

2 HP (110V)



Built-in 4" dust chute

\$999.

6" PARALLELOGRAM JOINTER WITH SPIRAL CUTTERHEAD KC-75FX

- Easy set-up (Carbide cutter inserts)
- Parallelogram table adjustment system
- A spiral cutterhead makes 50% less noise



Built-in 4" dust chute

\$1549.

4 Row spiral cutterhead with 32 replaceable cutter inserts

8" PARALLELOGRAM JOINTER KC-80FX

- 8" x 76 1/2" table size
- 36" x 5" fence size
- Positive stops at 45° & 90°

2 HP (220V)



Built-in 4" dust chute

\$1599.

8" PARALLELOGRAM JOINTER WITH SPIRAL CUTTERHEAD KC-85FX

- Easy set-up (Carbide cutter inserts)
- Parallelogram table adjustment system
- A spiral cutterhead makes 50% less noise



Built-in 4" dust chute

\$1999.

4 Row spiral cutterhead with 36 replaceable cutter inserts

12" PARALLELOGRAM JOINTER KC-120FX

- 84" x 13" table size
- 36" x 5" fence size
- Positive stops at 45° & 90°



Built-in 5" dust chute

\$3499.

12" PARALLELOGRAM JOINTER WITH SPIRAL CUTTERHEAD KC-125FX

- 84" x 13" table size
- 36" x 5" fence size
- Positive stops at 45° & 90°

3 HP (220V) / (550V)



Built-in 5" dust chute

3999.

4 Row spiral cutterhead with 52 replaceable cutter inserts

8" INDUSTRIAL JOINTER KC-203C

- Powerful 2 HP motor
- 9" x 73" table size
- 35" x 5" fence size
- Adjustable fence stops at 45° & 90°
- Built-in 4" dust chute

H.S.S. & CARBIDE JOINTERS KNIVES

Model	Blade Material	Size	Unit/Kits	Price
KKC-6	H.S.S.	6"	3	\$39.99
KKC-8	H.S.S.	8"	3	\$49.99
KKC-120	H.S.S.	12"	3	\$75.99
KKC-6-CB	Carbide	6"	3	\$179.99
KKC-8-CB	Carbide	8"	3	\$229.99



\$1299.

EXTENDABLE UNIVERSAL MOBILE BASE KMB-1250



\$59.99

4 500 lbs. Max.

INDUSTRIAL MOBILE BASE KMB-1290



\$99.99

900 lbs. Max.

MAGNETIC & MICRO ADJUSTABLE KNIFE JIG ALIGNMENT KIT KKC-50



\$79.99

KNIFE JIG ALIGNMENT KIT KKC-60



\$39.99

For Jointers

12" INDUSTRIAL JOINTER/PLANER WITH SPIRAL CUTTERHEAD COMBO KC-12HJPC

- Powerful 3 HP motor
- A spiral cutterhead makes 50% less noise
- Magnetic safety switch
- Large 43" x 6" aluminum extruded fence pivots 0-45°
- Comes with 2 push blocks, set of 5 replacement cutter inserts, 2 T25 Torx screwdrivers and adjustment hex. keys

5 Row spiral cutterhead with 60 replaceable cutter inserts



Shown here in planer mode



4" dust chutes

\$3699.

WOOD LATHES & ACCESSORIES

10" x 16" WOOD LATHE

KWL-1016C

- All precision-machined cast-iron bedway
- 6 speeds (480, 1270, 1960, 2730, 3327, 4023) RPM
- Complete with MT#2 live center, MT#2 spur center, 3" faceplate, steel knock-out bar, hex. keys and safety glasses

\$399.99



OPTIONAL BED EXTENSION

EXT-1016
Increases the spindle turning capacity to 38"



\$99.99

12" x 18" VARIABLE SPEED WOOD LATHE

KWL-1218VS

- Reliable single board computer microprocessor for precise control
- Comes complete with 3" faceplate, 6" & 12" tool rests with 5/8" post diameter, MT#2 spur center and MT#2 heavy-duty live center, safety goggles, knock-out rod, tool storage rack, screwdriver and 4 hex. keys

\$599.99



FORWARD & REVERSE FUNCTION

OPTIONAL BED EXTENSION

EXT-1218VS
Bed extension increases the spindle turning capacity to 44"



\$109.99

Variable speed from 450 - 3,800 RPM

UNIVERSAL STAND & EXTENSION FOR WOOD LATHES

SS-KWL-100

- Leveling feet for stability on uneven floors
- Made of sturdy tubular steel
- Adjustable upper supports with 1" increments

Stand only Fits:

KWL-1016C,
KWL-1218VS

\$159.99



SS-KWL-100 shown here with KWL-1016C installed.

SS-EXT-101

- Leveling feet for stability on uneven floors
- Made of sturdy tubular steel
- Adjustable upper supports with 1" increments
- Optional stand extension (mod. SS-EXT-101) provides support for wood lathes fitted with bed extensions

Extension only Fits:
KWL-1016C, KWL-1218VS

4 JAW /4" WOOD LATHE CHUCK

KW-100

Fits models: KWL-1016C,
KWL-1218VS & KWL-1443VS
1" x 8 FPP



\$125.

1-1/4" x 8 TPI WOOD LATHE CHUCK ADAPTOR

KW-200

- Adapts to 1" x 8 TPI wood lathe chuck
- Fits model KWL-1643ABC



\$29.99

8 PC. WOOD LATHE CHISEL SET

KPRO-08

- Long 10" hard wood handles
- Comes in a wood box



\$69.99

NOVA G3 WOOD LATHE CHUCK ANNIVERSARY BUNDLE

48260

- 3-3/8" 4 jaw chuck
- 1" x 8 TPI
- 20, 50 & 100mm and Mini Cole jaw sets
- No chuck insert required

Fits:

KWL-1016C,
KWL-1218VS,
KWL-1443VS

\$239.99



14" X 43" VARIABLE SPEED WOOD LATHE WITH DIGITAL READOUT

KWL-1443VS



Pivoting headstock turns 180° and locks into position for outboard turning



- Spindle tachometer with digital readout
- Variable speed from 600 - 2,400 RPM
- Pivoting headstock turns 180°
- Quick release headstock, tailstock and tool rest assembly for easy adjustments
- Comes complete with 6" face plate, 12" tool rest with offset and base, MT#2 headstock and tailstock centres and adjustment wrenches

\$899.99

WOOD LATHE SAFETY GUARD

KWL-160G

\$299.



16" x 43" WOOD LATHE WITH ELECTRONIC VARIABLE SPEED

KWL-1643ABC

- Powerful 2 HP, 220V, 3 phase motor with 110V, single phase input power converter
- Electronic inverter controls the variable speed range from 45 - 3,750 RPM
- Headstock swivels 360° with positive stops at 45°, 36 x 10° indexing positions
- Comes complete with 6" face plate, 14" tool rest with offset and base, MT#2 headstock spur and tailstock live centres, knock out bar and adjustment wrenches

\$2999.

1 HP high performance DC motor

DRILL PRESSES & ACCESSORIES

DRILL PRESS
CHUCK
SAFETY
GUARD
KM-117N
Fits KC-117FC
\$19.99



15" DRILL PRESS with DUAL LASER GUIDE SYSTEM

- KC-117FN
- 7.5 Amp. motor
 - Spindle taper MT #2
 - 16 speed (220-3600 spindle RPM)
 - 3-1/8" stroke
 - 5/8" chuck

\$519.



Variable speed
handwheel with
digital readout



Safety guard with
limit switch protection

15" VARIABLE SPEED INDUSTRIAL DRILL PRESS

- KC-30HS-VS
- Motor: 14 Amp. @ 115V, 7 Amp. @ 230V
 - 5/8" capacity
 - Spindle taper JT#3
 - Variable speeds (400 - 5,000 RPM)
 - 6" stroke
 - 5/8" chuck

\$2399.



The Most Innovative Drill Presses EVER!

NEW

DVR with
Adaptive
Control™
Software
BY: KING INDUSTRIAL



DVR with
Adaptive
Control™
Software
BY: KING INDUSTRIAL



16" NOVA VIKING DVR DRILL PRESS 83705

- Powerful direct drive 1 HP high torque motor with no pulleys or belts to cause vibration
- Spindle taper MT #2
- Comes with 5/8" drill chuck & key, firmware USB cable, knock-out wedge, adjustment wrench and hex. keys

\$1349.

18" NOVA VOYAGER DVR DRILL PRESS 58006

- Powerful direct drive 1.75 HP high torque motor with no pulleys or belts to cause vibration
- Spindle taper MT #2
- Comes with 5/8" drill chuck & key, firmware USB cable, knock-out wedge, adjustment wrench and hex. keys

\$1999.



Wood Mortising ATTACHMENTS

MA-511
Kit comes with chisel holder, holddown arms, holddown bracket, fence, ring bushing adaptors, 4 pc. 1/2" shank mortising chisels & bits and carrying case **\$99.99**



Cross slide VISES

Makes lateral or longitudinal adjustments simple

KCV-4N **\$59.99**
4"
KCV-5N **\$79.99**
5"
KCV-6N **\$99.99**
6"



Drill Press VISES



KPV-3 **\$15.99** 3"
KPV-4 **\$19.99** 4"
KPV-5 **\$29.99** 5"
KPV-6 **\$39.99** 6"



17" DRILL PRESS

- KC-118FC
- 12.5 Amp. motor
 - 16 speeds (240-3400 RPM)
 - 17" swing
 - 3 1/4" stroke
 - 5/8" chuck

\$625.

17" DRILL PRESS with SAFETY GUARD & LIMIT SWITCH

- KC-118FC-LS
- 12.5 Amp. motor
 - 16 speeds (240-3400 RPM)
 - 17" swing
 - 3 1/4" stroke
 - 5/8" chuck

\$725.

17" LONG STROKE DRILL PRESS with SAFETY GUARD

- KC-119FC-LS
- Motor: 12.5 Amp. @ 110V, 6.25 amp. @ 220V,
 - 12 speeds (255-2750 RPM)
 - 16 15/16" swing
 - 6" stroke
 - 3/4" chuck

\$999.



DRILL PRESS
CHUCK
SAFETY
GUARD
KM-122
Fits KC-122FC
\$19.99

22" DRILL PRESS

- KC-122FC
- 12.5 Amp. motor
 - 1 1/4" capacity
 - Spindle taper MT #4
 - 12 speeds (180-4200 RPM)
 - 4 3/4" stroke
 - 3/4" chuck

\$1049.

22" DRILL PRESS with SAFETY GUARD & LIMIT SWITCH

- KC-122FC-LS
- 12.5 Amp. motor
 - 1 1/4" capacity
 - Spindle taper MT #4
 - 12 speeds (180-4200 RPM)
 - 4 3/4" stroke
 - 3/4" chuck

\$1149.



HOLLOW CHISEL MORTISERS

1/2" HOLLOW CHISEL MORTISER WITH 4 PC. CHISEL SET

MA-1020

- Powerful 1/2 HP enclosed fan cooled ribbed body motor
- Gas head cylinder for smooth and controlled cuts
- Comes complete with 4 pc. 3/4" shank chisel and bit set (1/4", 5/16", 3/8" & 1/2"), 1/2" chuck and key, hold down and 4 hex. keys

\$339.99



5/8" HOLLOW CHISEL MORTISER WITH TILTING HEAD

MA-1050ST

- Powerful 3/4 HP
- Includes sleeve adaptors which accept 5/8" and 3/4" diameter chisel shanks
- Comes complete with mortising chisel and bit set (1/4", 5/16", 3/8" & 1/2"), 1/2" chuck and key, column mounted hold down, pair of 9 position table hold downs and quick release vise

Head tilts from 0° to 30° to the right and left

\$599.99



OPTIONAL STAND
SS-1050ST

\$99.99

SLIDING WORK TABLE

1" HOLLOW CHISEL MORTISER WITH TILTING HEAD

MA-1075ST

- Powerful 1 HP 110V/220V dual voltage motor
- 1/4" to 1" chisel and bit capacity
- Large longitudinal and transversal 19" x 12-1/2" sliding table prevents unnecessary repositioning and reclamping of the workpiece
- Accept 5/8" and 3/4" diameter chisel shanks
- Includes chisel adaptor bushings which accept 5/8" and 3/4" diameter chisel shanks
- Comes complete with mortising chisel and bit set (1/4", 3/8", 1/2" & 3/4"), chisel adaptor bushings, 1/2" chuck and key

Head tilts from 0° to 30° to the right and left for angle mortise cuts

OPTIONAL STAND
SS-1075ST

\$299.



\$1699. \$1899.

13-SPINDLE LINE BORING MACHINE

KC-1300BM

- Powerful 1.5 HP 110V motor
- Designed for simultaneous multi-hole line boring or drilling, ideal for cabinet makers or shelving applications
- 13 spindles spaced 1-1/4" on centre, allowing drilling up to 13 evenly spaced holes
- Fully adjustable aluminum fence with work stops at each end to line up workpiece from the right or left to perform parallel boring patterns
- Indexing pins allow correct spindle alignment for resuming line boring operations in long workpieces

\$2599.

STAND INCLUDED



BLUM® HINGE BORING HEAD ATTACHMENT

KW-162

- Blum style 45mm-9.5mm three-hole pattern
- 3 spindle heads (rotation-2 left/1 right)
- Can be used with or without the 8mm boring bits
- Comes with 35mm hinge boring bit, 8mm boring bits (1 left/1 right), link-bar and adjustment wrench

\$799.



Large 31-1/2" x 15-3/4" melamine table top



Adjustable height stop and depth stop



Adjustable fence work stops and extension work stops

POWER FEEDERS

KPF-30V

- 3 feed rollers
- 3 1/8" roller diameter
- 1 3/16" roller width
- Variable feed rate of 7-40 feet per minute

1.2 Amp. Motor

VARIABLE SPEED

KPF-32

- 3 feed rollers
- 3 1/8" roller diameter
- 1 3/16" roller width

2.5 Amp. Motor

KPF-34

KPF-34-5

- 3 feed rollers
- 4 3/4" roller diameter
- 2 1/4" roller width

6.2 Amp. Motor (220V)
2.7 Amp. Motor (550V)



\$539.99



\$899.99



\$1199.99

INDUSTRIAL WOODWORKING SHAPERS

INDUSTRIAL WOODWORKING SHAPER

KC-351S

- Spindle travels a full 4"
- Spindle speeds, 8,000 & 10,000 RPM
- Comes complete with 1/2" & 3/4" interchangeable spindles, 1/4" & 1/2" router bit adaptors and a miter gauge

3/4" UNIVERSAL SHAPER CUTTERHEAD WITH 13 INTERCHANGEABLE PROFILE CUTTERS
KW-091

\$199.99



Powerful 3 HP motor (220V)

5 HP 1-1/4" INDUSTRIAL SHAPER WITH DIGITAL READOUT

KC-366SH

- Spindle travels a full 4"
- Spindle speeds, 5,000, 7,000 & 10,000 RPM
- Comes with 3/4" and 1-1/4" interchangeable spindles, 1/4" and 1/2" router bit adaptors, mite gauge, feather boards, draw bar, starter pin and adjustment wrenches



Easy access control panel

Precision fence with micro-adjustment

Powerful 5 HP motor (220V)

\$4399.

OSCILLATING SPINDLE SANDER

KC-OVS-FX3

- 1" to 4" rubber drums can be fitted on both ends for full use of the entire spindle
- 4" Dust chute for dust collector hook-up
- Heavy-duty oil bath gearbox with oil level sight gauge
- 10 interchangeable spindles (1/4" x 5", 3/8" x 6", 1/2" x 6", 5/8" x 6", 3/4" x 9", 1" x 9", 1 1/2" x 9", 2" x 9", 3" x 9" and 4" x 9")
- Includes 3 interchangeable table inserts and adjustment keys

24 1/4" x 24 1/4"
cast iron titling table

\$1699.



OSCILLATING SPINDLE SANDERS & ACCESSORIES

OSCILLATING SPINDLE SANDER

KC-OVS-TL

- Table can be tilted downwards up to a maximum of 45° to allow the sanding of beveled parts
- Comes standard with 3 spindles (1/4", 1/2" and 5/8") and 2 drums (1-1/2" and 2")

\$569.99



SLEEVE KITS 5 9/16" - 1/4" to 2"				
Model	Sleeve Size	Grit	Units/Kits	Price
SL-S14-K-80	5/9/16" x 1/4"	80	1	\$6.99
SL-S14-K-120	5/9/16" x 1/4"	120	1	\$6.99
SL-S12-K-80	5/9/16" x 1/2"	80	1	\$6.99
SL-S12-K-120	5/9/16" x 1/2"	120	1	\$6.99
SL-S34-K-80	5/9/16" x 3/4"	80	1	\$6.99
SL-S34-K-120	5/9/16" x 3/4"	120	1	\$6.99
SL-S15-K-80	5/9/16" x 1 1/2"	80	1	\$6.99
SL-S15-K-120	5/9/16" x 1 1/2"	120	1	\$6.99
SL-S20-K-80	5/9/16" x 2"	80	1	\$7.99
SL-S20-K-120	5/9/16" x 2"	120	1	\$7.99

OPTIONAL STAND SS-OVS-TL

\$89.99



6" X 48" BELT & 12" DISC SANDERS

KC-790FX

\$1449.

KC-790FX-DC
WITH BUILT-IN DUST COLLECTOR

\$1699.

- Powerful 1.5 HP, 110V/220V motor
- 4" dust chute for dust collector hook-up (KC-790FX only)
- Comes with aluminum miter gauge, cast-iron work stop, T-slot centre point, enclosed stand and adjustment hex. keys



Dust Collector Bag KDCB-790

\$39.99

BELT & DISC SANDERS & ACCESSORIES

6" x 48" BELT & 9" DISC SANDER

KC-760L

- Two 2-1/2" dust chutes with 2-1/2" to 4" adaptor for dust collector hook-up
- Comes complete with miter gauge, 2-1/2" to 4" dust chute adaptor and sturdy enclosed cabinet stand



\$479.99

6" x 48" BELT & 12" DISC SANDER

KC-788FX

- 1.5 HP belt drive motor
- Sturdy cabinet stand
- 2-4" Dust chutes
- Quick belt release lever
- Heavy duty cast iron tables
- Miter gauge

\$1099.

9" STICK-ON ADHESIVE DISC KITS				
Model	Disc size	Grit	Units/Kits	Price
SD-9-K-60	9"	60	3	\$6.99
SD-9-K-80	9"	80	3	\$6.99
SD-9-K-100	9"	100	3	\$6.99
SD-9-K-120	9"	120	3	\$6.99

6" x 48" SANDING BELT KITS				
Model	Belt Size	Grit	Units/Kits	Price
SB-648-K-60	6" x 48"	60	2	\$9.99
SB-648-K-80	6" x 48"	80	2	\$9.99
SB-648-K-100	6" x 48"	100	2	\$9.99
SB-648-K-120	6" x 48"	120	2	\$9.99

OPTIONAL DISC & BELT SAFETY GUARD KIT

KW-788

\$79.99



OPTIONAL VERTICAL & HORIZONTAL BELT SAFETY GUARD KIT

KW-789

\$79.99



EDGE BANDER

KC-EB100

- Duratherm™ heating element ensures long life and even heat
- 1500W motor
- Variable temperature range from 490C - 5930C (2000F - 11000F)

\$599.99




Included
Steinel® HG 2000 E
professional heat gun

12" DOVETAIL JIG

K-2796

- Handles materials from 5/16" to 1 1/4" thick, and widths up to 12"
- Unit includes 1/2" aluminum template

\$99.99



MAGNETIC SWITCHES

Comes with twist lock emergency stop button

KMAG-110-811	110V (8-11 Amp.)
KMAG-110-1114	110V (11-14 Amp.)
KMAG-110-1417	110V (14-17 Amp.)
KMAG-220-811	220V (8-11 Amp.)
KMAG-220-1114	220V (11-14 Amp.)
KMAG-220-1417	220V (14-17 Amp.)
KMAG-220-1721	220V (17-21 Amp.)

Comes with 2 wire clamps, 1 padlock and 2 spare keys



\$89.99 ea.

OSCILLATING EDGE SANDERS & ACCESSORIES



6" x 89" OSCILLATING EDGE SANDER

KC-689-OSC-7

- Sturdy cabinet stand
- 4" Dust chute
- Quick belt release lever
- Comes with miter gauge, table guide and end table

\$1299.

End table allows curved sanding operations



6" x 89" SANDING BELTS

Model	Belt Size	Grit	Unit	Price
SB-689-60	6" x 89"	60	1	\$19.99
SB-689-80	6" x 89"	80	1	\$19.99
SB-689-100	6" x 89"	100	1	\$19.99
SB-689-120	6" x 89"	120	1	\$19.99



6" x 108" EDGE SANDER

CT-108C

- 2 HP motor
- Table size: Front 37" x 7 3/4", Side 19" x 12"
- Fully tilting front table
- 4" Dust chute
- Magnetic safety switch

\$2299.

6" x 108" SANDING BELTS

Model	Belt Size	Grit	Unit	Price
SB-6108-60	6" x 108"	60	1	\$19.99
SB-6108-80	6" x 108"	80	1	\$19.99
SB-6108-100	6" x 108"	100	1	\$19.99
SB-6108-120	6" x 108"	120	1	\$19.99



6" x 108" OSCILLATING EDGE SANDER

KC-108-OSC

- Powerful 2 HP motor
- Oscillating sanding belt
- Balanced 7" rubber drive wheel and 3" crown idler wheel provide uniform belt tracking
- End table allows curved sanding operations
- 4" Dust chute for dust collector hook-up
- Magnetic safety switch



Easy and convenient belt tension and tracking adjustment

\$2599.

12" DISC SANDER WITH BRAKE

KC-12S

- Aluminum table tilts to allow angle sanding up to 45°
- Comes with adhesive 12" sanding disc and miter gauge

Manual brake quickly stops sanding disc

\$199.99



Powerful 1.2 HP motor

Integral 2" dust port


1" x 42" BELT & 8" DISC SANDER

KC-703C

- Solid cast-iron tables with miter slots tilt from 0°-45°
- Comes with sanding belt, adhesive sanding disc, miter gauge and adjustment hex keys

Powerful 1/2 HP, 5.8 Amp induction motor

\$269.99



8" LOW SPEED BENCH GRINDER WITH LIGHT

KC-895LS

Comes complete with diamond wheel dressing tool, tool rests, eye shields, coarse 60 grit and fine 120 grit 8" x 1" white aluminum oxide grinding wheels

\$129.99



ABRASIVE CLEANER

K-1306

1 1/2" x 1 1/2" x 8 1/2"



\$15.99

DRUM SANDERS & ACCESSORIES

16"/32" OPEN DRUM SANDER

KC-1632DS

- 10 Amp. motor
- Drum speed: 1,720 RPM
- 2 1/2" dust chute
- Conveyor belt tracking is easy to adjust
- Easy clamping sanding belt loading system
- A metric and imperial depth scale is provided for thickness adjustment

Stand Included



\$1149.

22"/44" OPEN DRUM SANDER

KC-2244DS

- Powerful 1.75 HP motor
- 22" x 5" aluminum sanding drum
- Comes with metal stand with 4 caster wheels for portability



Stand Included




\$1599.99

26" DUAL DRUM SANDER

KC-26DS

- 3 HP (220V) motor
- 2 speeds (3-20 SFPM)
- Twin 4" dust chutes
- Magnetic safety switch
- Variable feed speed

Two 5" aluminum sanding drums are precision balanced and driven by 2 V-belts



\$2699.

5" x 120" SANDING BELT

Model	Belt Size	Grit	Unit	Price
SB-5120-80	5" x 120"	80	1	\$19.99
SB-5120-120	5" x 120"	120	1	\$19.99
SB-5120-150	5" x 120"	150	1	\$19.99
SB-5120-180	5" x 120"	180	1	\$19.99



DUST COLLECTORS & ACCESSORIES

CLEAR FLEXIBLE COLLAPSIBLE PVC HOSE
4"-K-1033-50



\$2.99

PVC HOSE
K-1034-50
4" Lin. Ft.



\$2.99

\$4.49

4" ALUMINUM BLAST GATE
K-1142



\$18.99

4" BLAST GATE
K-1007



\$8.99

4" T-FITTING
K-1013



\$8.99

4" Y-FITTING
K-1015



\$8.99

4" ELBOW
K-1017



\$8.99

4" SPLICE
K-1019



\$8.99

1" - 6" UNIVERSAL ADAPTOR
K-1039



\$8.99

4" & 5" WIRE HOSE CLAMPS
4"-K-1317
5"-K-1318



\$1.99

DUST COLLECTION SEPARATOR with ELBOW
K-1056/
K-1017



To maximize the cyclonic air flow in the drum

\$39.99

4" DUST COLLECTION HOOK-UP SYSTEM

27 PC



Ideal for connecting two machines to a dust collector

KW-270

27 pc Kit includes;

- 4 pc- 4" x 36" Clear tubes
- 1 pc- 4" x 7" Clear tube
- 2 pc- 4" 45 degree elbows
- 2 pc- 4" 90 degree elbows
- 7 pc- 4" adaptor fittings
- 2 pc- 4" Blast gates
- 1 pc- 4" Y-fitting
- 8 pc- retaining Brackets (including 16 screws and 16 wall plugs)



\$139.99

1 MICRON FELT UPPER BAGS
KDCB-3108T-1MIC

Fits: KC-3108C

\$39.99



CLOTH BOTTOM DUST BAG
KDCB-3105B
Fits KC-3105C

\$29.99



SEE THROUGH PLASTIC BOTTOM DUST BAG

KDCB-5

10 5 BAGS PER BOX

\$19.99



DUST COLLECTION HOSE KIT #2
K-1055

Kit Includes:

- 2 x 4" blast gates
- 4" table saw dust hood
- 4" universal dust hood
- 4" Y-fitting
- 10 x 4" wire hose clamps
- 2 x 4" X 10 ft. wood dust collection hoses



\$74.99

DUST COLLECTION HOSE KIT #1
K-1054

Kit Includes:

- 4" X 10 ft. Wood Dust Collection Hose
- 4" Universal Dust Hood
- 2 x 4" Wire Hose Clamps



\$29.99

600 CFM

KC-1105C

- 1 HP motor
- Heavy duty bag
- Comes complete with 10' hose, dust hood, dust hood support and wheel castors for portability



\$259.99

700 CFM

KC-2405C

- Washable 1 micron upper felt dust bag for optimal air flow efficiency and reusable clear plastic lower dust bags (3)
- 4" diameter inlet port



1 Micron felt upper bag

\$349.99

1200 CFM

KC-3109C

- 2 HP (220V) motor
- Improved metal impellers for maximum air flow performance
- Comes with wheel castors for portability



1 Micron felt upper bag

\$549.99

REMOTE POWER CONTROL SYSTEMS

(110V) RC-110



(220V) RC-220



- 120° INFRARED RAY RECEIVING ANGLE
- INCLUDES MOUNTING HARDWARE AND 2 AAA BATTERIES

\$99.99

\$99.99

2280 CFM

KC-4045C

- 3 HP (220V) motor
- Improved metal impellers are precision balanced and designed for maximum air flow performance
- 4" diameter dust ports accept accessory hoses

for attaching up to 3 machines

- Comes with wheel castors for portability



\$799.99

3980 CFM

KC-5043FX-2

5 HP (220V)

KC-5043FX-6

5 HP (600V)

- Improved metal impellers are precision balanced and designed for maximum air flow performance
- 4" diameter dust ports accept accessory hoses for attaching up to 4 machines
- Comes with wheel castors for portability



Dust bag comes with see-through window

\$2099.99

TOTAL HEIGHT 11 FT.

DUST COLLECTORS WITH 1 MICRON CANISTER FILTERS

700 CFM DUST COLLECTOR WITH CANISTER FILTER

- KC-2405C/KDCF-2400
- Noise level reading at 36": 75-85 dB
 - Static pressure (inch of water): 6.1
 - Dust port opening: 4"

1 HP
7 Amp. @ 220V



1 Micron
Canister filters

\$549.99

1200 CFM DUST COLLECTOR WITH CANISTER FILTER

- KC-3109C/KDCF-3500
- Noise level reading at 36": 66-77 dB
 - Static pressure (inch of water): 9.5
 - Dust port opening: 2 x 4" / 1 x 6"

2 HP
9 Amp. @ 220V



1/Micron
Canister filters

\$739.

2280 CFM DUST COLLECTOR WITH CANISTER FILTER

- KC-4045C/KDCF-3500
- Noise level reading at 36": 75-85 dB
 - Static pressure (inch of water): 11.8
 - Dust port opening: 3 x 4" / 1 x 8"

3 HP
10 Amp. @ 220V



1/Micron
Canister filters

\$1199.99

3 SPEED AIR CLEANERS

2 stage filtration, one disposable electrostatic 5 microns
outer filter and 1 micron inner two pocket filter

KAC-410
• .9 Amp. motor

Air capacity
410 CFM



COMES WITH 3-SPEED
REMOTE CONTROL

\$229.99

KAC-1050
• 3 Amp. motor

Air suction capacity
556, 702, 1050 CFM



COMES WITH 3-SPEED
REMOTE CONTROL

\$399.99

KAC-1400
• 3 Amp. motor

Air suction capacity
950, 1085, 1400 CFM



COMES WITH 3-SPEED
REMOTE CONTROL


\$499.99

CYCLONE DUST COLLECTORS & ACCESSORIES



1.5 HP CYCLONE DUST COLLECTOR 988/1320 CFM


- KC-8150C
- Noise level reading at 36": 78 dB
 - Static pressure (inch of water): 9.7
 - 29 Gallon steel drum with quick release handle and castor wheels for easy disposal
 - Complete with 4 locking castor wheels for portability
 - Dust port opening: 2 x 4" / 1 x 6"



\$1299.

2 HP CYCLONE DUST COLLECTOR 1071/1650 CFM

- KC-8200C
- Noise level reading at 36": 78 dB
 - Static pressure (inch of water): 10.9
 - 29 Gallon steel drum with quick release handle and castor wheels for easy disposal
 - Complete with 4 locking castor wheels for portability
 - Dust port opening: 2 x 4" / 1 x 7"



\$1799.

3 HP CYCLONE DUST COLLECTOR 1942/2900 CFM

- KC-8300C
- Noise level reading at 36": 79 dB
 - Static pressure (inch of water): 11
 - 54 Gallon steel drum with quick release handle and castor wheels for easy disposal
 - Complete with 4 locking castor wheels for portability
 - Dust port opening: 3 x 4" / 1 x 8"



\$2399.

OPTIONAL

6pc. heavy-duty bags kit

KDCB-82
(Fits: KC-8150C
KC-8200C)
\$29.99



KDCB-83
(Fits: KC-8300C)
\$49.99



ULTRA-QUIET OIL-FREE AIR COMPRESSORS

ULTRA-QUIET OIL-FREE AIR COMPRESSOR

KC-1410A

- 1.8 CFM @ 40 PSI
- 1.2 CFM @ 90 PSI
- 125 PSI maximum tank pressure
- 1/4" universal "one touch" quick connect coupler

**1 GALLON
3/4 HP (PEAK)** (60 Decibels)
ASME safety valve



\$179.99

ULTRA-QUIET OIL-FREE AIR COMPRESSOR

KC-2020A

- 3.8 CFM @ 40 PSI
- 2.35 CFM @ 90 PSI
- 125 PSI maximum tank pressure
- Extra long pump life of over 3000 hours

**2 GALLON
2 HP (PEAK)** (60 Decibels)
ASME safety valve



\$229.99

ULTRA-QUIET OIL-FREE AIR COMPRESSOR

KC-4620A

- 3.80 CFM @ 40 PSI
- 2.35 CFM @ 90 PSI
- Extra long pump life of over 3000 hours
- 120 PSI maximum tank pressure

**4.6 GALLON (2 X 2.3)
2 HP (PEAK)** (60 Decibels)
ASME safety valve



\$299.99

ULTRA-QUIET OIL-FREE AIR COMPRESSOR

KC-10020SQ

- 125 PSI maximum tank pressure
- 150 PSI max pressure
- 5.6 CFM @ 40 PSI
- 4.4 CFM @ 90 PSI

**10 GALLON
3 HP (PEAK)** (75 Decibels)
ASME safety valve



\$379.99

**KING
INDUSTRIAL**

5.5 PEAK HP 20 GALLON AIR COMPRESSOR

KC-2051H2

- 150 PSI max pressure
- 7.6 CFM @ 40 PSI
- 6.0 CFM @ 90 PSI
- ASME safety valve

\$599.99



5.5 PEAK HP 24 GALLON AIR COMPRESSOR

KC-3124V2

- 150 PSI max pressure
- 7.6 CFM @ 40 PSI
- 6.0 CFM @ 90 PSI
- ASME safety valve

\$699.99



STATIONARY 6.5 PEAK HP 60 GALLON AIR COMPRESSOR

KC-6160V3

- 150 PSI max pressure
- 13.4 CFM @ 40 PSI
- 11.2 CFM @ 90 PSI
- High efficiency reed valves

2 cylinder cast iron
single stage oil
lubricated pump



\$829.99

HIGH OUTPUT 6.5 PEAK HP 60 GALLON AIR COMPRESSOR

KC-5160V3

- 150 PSI max pressure
- 22.6 CFM @ 40 PSI
- 18.5 CFM @ 100 PSI
- High efficiency reed valves

3 cylinder cast iron
single stage oil
lubricated pump



\$1399.99

HIGH OUTPUT 7.5 PEAK HP 80 GALLON AIR COMPRESSOR

KC-7180V3-MS

- 200 PSI max pressure
- 43 CFM @ 40 PSI
- 28 CFM @ 175 PSI

NEW & IMPROVED

**High Performance
Air Compressor
with high output of
28 CFM @ 175 PSI**

2 cylinder cast iron
single stage oil
lubricated pump



\$3299.99

**COMPRESSOR
OIL BOTTLE
KW-077
(850ml)**

\$7.99

**TIRE INFLATION
GUN WITH
PRESSURE
GAUGE
K-1630**

\$19.99

AIR TOOL KIT **\$129.99**

8171 **71PC.**

Comes with
1/2" Impact,
Wrench,
3/8" Ratchet
Wrench, Air
Hammer
and 1/4"
Die Grinder



ARCTIC FLEX

RETRACTABLE AIR HOSE REEL WITH HYBRID POLYMER AIR HOSE



**K-5038FRL
50 ft. x 3/8"**
• All-Weather
Flexibility
(-40°C to 65°C)
• Comes with
wall mounting
\$99.99

MANUAL AIR HOSE REEL WITH HYBRID POLYMER AIR HOSE



**K-10014FRL
100 ft. x 1/4"**
• All-Weather
Flexibility
(-40°C to 65°C)
• 360° swivel
base
\$99.99

(-40°C
to
65°C)



HYBRID POLYMER INDUSTRIAL AIR HOSES

HYBRID POLYMER INDUSTRIAL AIR HOSES		
K-2514H	25' x 1/4"	\$19.99
K-2538H	25' x 3/8"	\$26.99
K-5014H	50' x 1/4"	\$29.99
K-5038H	50' x 3/8"	\$39.99
K-10014H	100' x 1/4"	\$49.99
K-10038H	100' x 3/8"	\$59.99
300 PSI MAXIMUM PRESSURE		

PREMIUM HYBRID POLYMER GARDEN HOSES

150 PSI (Working)
450 PSI (Burst)



**K-5058GH
5/8" x 50 ft.
\$39.99**
**K-10058GH
5/8" x 100 ft.
\$69.99**

Extreme All-Weather Flexibility Kink resistant

NAILERS & STAPLERS

23 GA. X 1 3/8" HEADLESS PIN NAILER KIT

8223PN

- 1/2" to 1-3/8" Pin range
- Comes with 1/4" Air inlet, 2 removable non-marring tips, oiler, hex. keys and sturdy carrying case

\$49.99



ADJUSTABLE AIR DEFLECTOR

23 GA. X 2" HEADLESS PIN NAILER KIT

8251PN

- 1/2" to 2" Pin nail range
- Comes with 1/4" Air inlet, 2 removable non-marring tips, oiler, hex. keys and sturdy carrying case

\$99.99



ADJUSTABLE AIR DEFLECTOR

18 GA. X 1" NARROW CROWN STAPLER KIT

8101S

- 3/8" to 1" Staple range
- Comes with 1/4" air inlet, oiler, hex. keys, & sturdy carrying case

\$49.99



ADJUSTABLE AIR DEFLECTOR

18 GA. NAILER/STAPLER KIT

8210NS

- 18 Ga. x 1/4" (3/8" to 1 5/8") stapler
- 18 Ga. (3/4" to 2") nailer
- Comes with 1/4" air inlet, oiler, hex. keys and sturdy carrying case

HOT DEAL!
\$59.99



ADJUSTABLE AIR DEFLECTOR

2 in 1

18 GA. X 2" BRAD NAILER KIT

8201NL

- 3/4" to 2" Nail range
- Comes with 1/4" air inlet, oiler, hex. keys, & sturdy carrying case

NEW & IMPROVED
HOT DEAL!
\$49.99



ADJUSTABLE AIR DEFLECTOR

ADJUSTABLE AIR DEFLECTOR

COIL ROOFING NAILER KIT

8245RN

- 7/8" to 1 3/4" (11 Ga.)
- Comes with 1/4" air inlet, debris shield, safety glasses, oiler, hex. keys and sturdy carrying case

HOT DEAL!
\$145.

16 GA. X 2" MEDIUM CROWN STAPLER KIT

8216S-2

- 3/4" to 2" Staple range
- Comes with 1/4" air inlet, oiler, hex. keys, & sturdy carrying case

ADJUSTABLE AIR DEFLECTOR



\$99.99

16 GA. X 2-1/2" BRAD NAILER KIT

8225NL

- 3/4" to 2 1/2" Nail range
- Comes with 1/4" air inlet, oiler, hex. keys, & sturdy carrying case

ADJUSTABLE AIR DEFLECTOR



HOT DEAL!
\$99.99

2" FLOORING STAPLER/CLEAT NAILER KIT

8260FSN-2

- 1" to 2" Staple range
- 1 1/2" to 2" Cleat nail range
- Comes with mallet, 1/4" air inlet, safety glasses, oiler, hex. keys & sturdy carrying case

HOT DEAL!
\$165.



2 in 1

5 PEAK HP AIR COMPRESSOR

8498

- Durable oil lubricated pump
- 7.4 SCFM @ 40 PSI
- 5.7 SCFM @ 90 PSI
- Air Pressure Regulator and easy to read Pressure Gauges

20 Gallon tank

\$299.99



CLIPPED HEAD FRAMING NAILER

8228N

- Shoots standard 2 3/16" - 3 9/16", 28° - 30° nails

8234N

- Shoots standard 2 3/16" - 3 9/16", 34° nails

ADJUSTABLE AIR DEFLECTOR



\$125. ea

Router Table Kits

ROUTER TABLE KIT

Kit includes:

- XL-080- Router Table Fence
- XL-049- MDF Table
- XL-114- Phenolic Router Insert Plate
- XL-085- Floor Stand with Switch



\$599.99

XL-080

XL-049

XL-114

XL-085

DELUXE ROUTER TABLE KIT

XL-200C

Kit includes:

- XL-125- Router Lift
- XL-080- Router Table Fence
- XL-075- Cast-iron Table
- XL-130- Universal Dust Collection Kit
- XL-085- Floor Stand with Switch



\$1449.99

XL-125

XL-080

XL-075

XL-130

XL-085

ROUTER LIFT WITH HEIGHT LOCK

XL-125
Heavy-duty construction with 11-3/4" x 9-1/4" anodized aluminum top plate



\$399.99

FLOOR STAND WITH SWITCH

XL-085
120V receptacle to connect outer power cord



\$299.99

KING INDUSTRIAL

PROFESSIONAL SCROLL SAWS

16" KXL-16

- Professional quality scroll saw with 1.3 Amp DC motor
- Variable speed (400-1400 strokes/min)
- Tool free blade change system with blade holders which accept standard 5" pinless blades
- Entire head tilts up to 30° to the left and up to 45° to the right for angled cuts
- Large 12" x 18-1/2" stationary table with built-in 2-1/2" dust chute for dust collector hook-up
- Comes with five 5" pinless blades, replacement blade tension lever kit and adjustment hex. key

\$699.



Built-in dust blower system

OPTIONAL

Pedal Switch

XL-100



\$39.99

21" KXL-21-100

- Professional quality scroll saw with 1.3 Amp DC motor
- Variable speed (400-1550 strokes/min)
- Tool free blade change system with blade holders which accept standard 5" pinless blades
- Entire head tilts up to 38° to the left and up to 45° to the right for angled cuts
- Large 13-1/2" x 23-1/2" stationary table with built-in 2-1/2" dust chute for dust collector hook-up
- Comes with five 5" pinless blades, foot switch, replacement blade tension lever kit and adjustment hex. key

\$999. Comes standard with foot switch



Built-in dust blower system

OPTIONAL

STAND

SS-16XL
For Models:
KXL-16 &
KXL-21-100



\$99.

30" KXL-30/100

- Professional quality scroll saw with 1.3 Amp DC motor
- Variable speed (400-1550 strokes/min)
- Tool free blade change system with blade holders which accept standard 5" pinless blades
- Entire head tilts up to 38° to the left and up to 45° to the right for angled cuts
- Large 14" x 32-1/2" stationary table with built-in 2-1/2" dust chute for dust collector hook-up
- Comes with five 5" pinless blades, foot switch, replacement blade tension lever kit and adjustment hex. key

\$1239. Comes standard with foot switch



Built-in dust blower system

OPTIONAL

STAND

KSS-30XL
For Model:
KXL-30/100



\$99.

ACCESSORIES

36" DELUXE ROUTER TABLE

XL-080
• 2-1/2" dust chute



\$229.99

32" x 24" MDF ROUTER TABLE


XL-049
• 11-3/4" x 9-1/4" table opening



\$199.99

32" x 24" CAST-IRON ROUTER TABLE

XL-075
• 11-3/4" x 9-1/4" table opening



\$499.99

PHENOLIC ROUTER INSERT PLATE

XL-114
• 11-3/4" x 9-1/4"



\$69.99

ROUTER REDUCER COLLARS

XL-314
3-1/4"

XL-312
3-1/2"



\$19.99

\$19.99

4 PC. INSERT RING KITS

XL-074
Zero Clearance

XL-076
(1/4", 1/2", 1-3/8", 2-1/2")



\$69.99

\$69.99

UNIVERSAL DUST COLLECTION KIT

XL-130

- Access door, air vent, power cord clamp, 4" dust chute with 2-1/2" side inlet and dust hose



\$119.99

LED DUAL-HEAD WORK LIGHTS



KC-3602LED-ST
Emit 7200 lumens
\$199.99



KC-2402LED-ST
Emit 4800 lumens
\$129.99

LED WORK LIGHTS

Cordless
20W Work light emits 2200 lumens
\$69.99
KC-2202LED-C
Comes with magnetic base

Cordless
10W Work light emits 1200 lumens
\$49.99
KC-1202LED-C

10W Work light emits 1200 lumens
\$29.99
KC-1201LED

20W Work light emits 2400 lumens
\$49.99
KC-2401LED

30W Work light emits 3600 lumens
\$84.99
KC-3601LED

50 FT. 5 SAMSUNG™ LED STRING LIGHT

K-5018-5LED
• Temporary string lighting with 5 high intensity Samsung™ brand LED lights in 10 feet increments
• 50 foot 18 AWG / 3 conductor grounded SJT power cord
• 75 linear feet of coverage at 10 feet in height
• Waterproof to IP44 standards



2500 Lumens
\$99.99

5 LAMP STRING LIGHT WITH METAL CAGES

K-5012-5LST
• 5 molded light sockets in 10 feet increments
• Heavy-duty 12 AWG / 3 conductor grounded SJT wire cord



50 FT (15.2M)
\$85.99

ALL-WEATHER HEAVY-DUTY SINGLE-TAP EXTENSION CORDS 12/3

Model	Length	AWG	Color	\$
K-2512-1T-YE	25'	12/3	YELLOW	23.99
K-2512-1T-RD	25'	12/3	RED	23.99
K-2512-1T-OR	25'	12/3	ORANGE	23.99
• 15A 125V, 1675W For indoor and outdoor use • Ultra flexible / High visibility colors / Lighted ends				
K-5012-1T-YE	50'	12/3	YELLOW	44.99
K-5012-1T-RD	50'	12/3	RED	44.99
K-5012-1T-OR	50'	12/3	ORANGE	44.99
K-5012-1T-GN	50'	12/3	GREEN	44.99

2' TRIPLE-TAP EXTENSION CORD

K-212-3T-RD	2'	12/3	RED	9.99
-------------	----	------	-----	------

VARIABLE SPEED DRYWALL SANDER KC-8379

• LED light illuminates the work
• Telescopic extension: 45" to 65"
• Comes with 6 hoop & loop sanding papers (2 x 80, 120, 180 Grit), extension tube, dust hose, 2 vacuum adaptors (1-1/4" & 1-3/8") and adjustment hex. key

\$299.99



8 GALLON TOOL TRIGGERED WET-DRY VACUUM WITH HEPA FILTER KC-8590TTV

• 10 Amp. motor
• Maximum rating of connected power tool: 7.5 Amp.

\$399.99



18" ROLLING TOTE TOOL BAG KC-18RTB

• 600 Denier water-resistant material for all weather use
• 18 storage pockets and 2 rear mounted measuring tape loops
• Heavy-duty wheels and telescopic handle for easy transportation

\$79.99



30 PC VARIABLE SPEED OSCILLATING MULTI-TOOL KIT & ACCESSORIES 8349QR

• Each kit includes a sanding back-up pad with hook and loop backing, 24 sanding papers (60, 80 and 120 grit) with hook and loop backing, 35mm Tru-cut narrow offset saw blade, 52mm rigid offset scraper blade, Hex. key, and sturdy carrying case



\$54.99

Tru-Cut carbide pro plunge saw blade KW-4823
\$12.99

Electrical box cutter KW-4825
\$19.99

KW-4801 \$12.99	KW-4802 \$13.99	KW-4803 \$17.99	KW-4804 \$17.99	KW-4805 \$17.99
KW-4806 \$17.99	KW-4810 \$6.99	KW-4811 \$6.99	KW-4812 \$6.99	KW-4813 \$6.99
KW-4814 \$6.99	KW-4817 \$6.99	KW-4818 \$11.99	KW-4819 \$6.99	KW-4820 \$11.99
KW-4821 \$11.99				

1/2" DRILLING & MIXING KIT KC-8316

• 0 - 600 RPM - 9 Amp. motor
• Variable speed trigger with lock-on button
• Double gear reduction for added torque
• Rear D-handle rotates 360°
• Comes with 1/2" chuck, 3 galvanized mixing paddles (10mm hex. shank), wrench and sturdy carrying case

\$119.99



BISCUIT JOINER KIT KC-8306

• Motor: 7 Amp. 10,800 RPM
• Robust fence with 0 to 90° and 90° to 135° tilt adjustments with positive stops at 45° & 90°
• 45° location notch allows indexing off the outside of a mitered joint
• Kit includes biscuit joiner with 4" carbide tipped blade, dust bag, hex. key and plastic carrying case

\$119.99



JAMB & UNDERCUT SAW KC-8363

• The height of cut is adjustable from flush to 1" above the floor with 1/8" graduated scale
• The depth of cut is adjustable to suit a variety of material thicknesses from 0 - 1-1/4" with an adjustable fence
• Comes with a 40 tooth carbide tipped blade

\$199.99



Replacement Carbide Blade KW-098

\$29.99



PORTABLE VARIABLE SPEED METAL CUTTING BANDSAW KC-8377

• Variable speed dial for 0-420 SFPM
• Cutting capacity of 5" x 5"
• Blade tension lever for quick adjustments
• Comes with standard 44-7/8" x 1/2" x 0.025" 14 TPI metal cutting blade



\$199.99

Optional Miter Stand turns this Bandsaw into a Cut-off Saw SS-8377
\$79.99

H.S.S. BLADES

Model	Length	Width	TPI	Thickness	Price
KBB-8376-BM-1014	44 7/8"	1 1/2"	10-14	.020"	\$19.99
KBB-8376-BM-1418	44 7/8"	1"	14-18	.020"	\$19.99

WET-DRY VACUUMS

8530LPN
• Double filtration system
• Tank water drain
• Power cord wrap for 12 ft. power cord
• Comes complete with 6 ft. x 1-1/4" hose, 2 pc. plastic extension wand, 30L dust bag, cartridge filter, foam filter, reusable filter, 10" floor sweep and crevice tool

\$79.99



8540LST
• Double filtration system
• Tank water drain
• Power cord wrap for 12 ft. power cord
• Comes complete with 6 ft. x 1-1/4" hose, 2 pc. extension wand, 40L dust bag, cartridge filter, foam filter, reusable filter, 10" floor sweep and crevice tool

\$149.99



8560LST
• Double filtration system
• Tank water drain
• 18 ft. power cord with convenient power cord wrap posts
• Comes complete with 8 ft. x 2-1/2" flex hose, 2 pc. 2-1/2" extension wand, contoured handle with air control, cartridge filter, foam filter, 14" floor sweep with squeegee insert, gulper tool, crevice tool and hanging accessory storage bag

\$249.99



4 PEAK HP 8 30 LITERS GALLON US

5 PEAK HP 10 40 LITERS GALLON US

6.5 PEAK HP 16 60 LITERS GALLON US

HEPA CARTRIDGE FILTERS

KVAC-1145
Fits: 8520LP, 8530LP, 8531LP-B, 8540LST


\$25.

KVAC-1150
Fits: 8560LST
\$25.

DRYWALL & PANEL LIFT KDL-11

• Hangs drywall in sizes up to 4 ft. x 16 ft. on any ceiling or wall up to 11 ft. high
• Tripod foot brake keeps drywall lift in position during use
• Easy to assemble and disassemble, can be placed in car trunk

\$179.99



PLANERS

13" PLANER WITH HELICAL CUTTERHEAD

KC-13HPC

- Powerful 15 Amp. motor with thermal overload protection
- Pre-set depth stops for repeat cuts at 1/8", 1/4", 1/2", 3/4", 1", 1-1/4", 1-1/2" and 1-3/4"

Helical cutterhead with 26 cutter inserts



\$699.99

Replacement Helical cutter insert kit (10 pcs)

\$79.99

KW-204

Fits: KC-6HJC, KC-8HJC & KC-13HPC

15" PLANER

KC-385FX

- 3 HP motor
- 8" max planing thickness
- Includes cabinet stand, planing knives, knife setting gauge and 4" dust collector outlet



BUILT-IN MOBILE BASE

***\$1799.**

* After \$40.00 mail-in rebate Sale price \$1839.00 Taxes payable on price before rebate

15" PLANER

KC-382CFX

- 3 HP motor
- 6" max planing thickness
- 2 speed autofeed
- Includes cabinet stand, planing knife, setting gauge and 4" dust collector outlet



BUILT-IN MOBILE BASE

\$1699.

20" HEAVY-DUTY PLANER

KC-520C

- Powerful 5 HP 19 Amp 220V motor
- 104-83 cuts per inch
- 2 speeds (16-20 FPM)
- 4 knife cutterhead
- 8" max. planing thickness



\$2699.

PLANERS WITH SPIRAL CUTTERHEADS

15" PLANER WITH SPIRAL CUTTERHEAD

KC-390FX

- Powerful 3 HP motor
- A spiral cutterhead makes 50% less noise than a conventional cutterhead
- Anti-kickback fingers in front of the infeed roller to prevent wood kickback
- Magnetic safety switch
- Comes complete with cabinet stand and 4" dust collector outlet

\$2849.

4 Row spiral cutterhead with 64 replaceable cutter inserts

BUILT-IN MOBILE BASE

NEW

20" PLANER WITH SPIRAL CUTTERHEAD

KC-526FX

- Powerful 5 HP 19 Amp 220V motor
- A spiral cutterhead makes 50% less noise than a conventional cutterhead
- Anti-kickback fingers in front of the infeed roller to prevent wood kickback
- Comes with 5" dust chute for dust collector hook-up

\$4299.

4 Row spiral cutterhead with 92 replaceable cutter inserts

BUILT-IN MOBILE BASE

24" INDUSTRIAL PLANER WITH SPIRAL CUTTERHEAD

KC-630FX-2

25.1/12.6 Amp. @ 220V -440V

KC-630FX-6

9.6 Amp. @ 600V

- Powerful 10 HP motor 50% quieter
- Variable speed control sets the feed speed
- Spiral cutterhead is driven by 3 V-belts
- Magnetic safety switch

\$12999.

6 Row spiral cutterhead with 180 replaceable cutter inserts

Comes complete:

With 6" dust collector outlet, 1/4" air screwdriver, air regulator with pressure gauge, set of 5 replacement cutter inserts, 10 replacement cutter insert screws, 5 T20 Torx bits, 5 T20 Torx screwdrivers, T-bar for Torx bits and hex. keys

PLANER / MOULDER

7" INDUSTRIAL PLANER / MOULDER

KC-240M

- Powerful 2 HP, 220V motor
- Magnetic safety switch
- 4" Dust chute for dust collector hook-up
- Includes adjustable guide fence system for moulding, elliptical jig assembly, adjustment wrenches and hex. keys

\$2299.

13" PLANER / MOULDER

KC-235PM

- Powerful 1.5 HP motor
- Double drive belt system
- Comes complete with stand, planing knives, setting gauge and 4" dust chute for dust collector hook-up
- 6 1/8" max. planing /moulding thickness

10 PC. MOULDING KNIFE SET
K-4509K
ALSO AVAILABLE:
20 INDIVIDUAL MOULDING KNIFE SETS

\$199.



STAND INCLUDED

\$1399.

H.S.S. PLANER KNIVES

13" KKC-13PM Fits: KC-235PM

\$54.99

15" KKC-15


\$79.99

20" KKC-20

\$109.99



Includes elliptical jig kit



Includes adjustable guide fence system

CARBIDE CUTTER INSERT KITS



\$89.99 EA.

KW-140

- Carbide inserts cut on all 4 sides
- Cutter size: 14mm x 14mm x 2mm
- Fits KC-75FX, KC-85FX, KC-125FX, KC-390FX

KW-104

- Carbide inserts cut on all 4 sides
- Cutter size: 15mm x 15mm x 2.5mm
- Fits KC-525FX, KC-530FXR, KC-65FX

FOLDING ROLLER STAND KRS-102

- Stand height is adjustable from 27" to 44"
- 11-3/4" Roller width
- Folds flat for storage

\$22.99

3 in 1 FOLDING ROLLER STAND KRS-108

- Easily change from a roller, omni-directional or a flat support
- Stand height is adjustable from 27" to 44"
- 11-3/4" Roller width
- Folds flat for storage

\$29.99

EXTENDABLE & FLEXIBLE CONVEYOR ROLLER TABLE KRRS-109

- Extends from 19" to 52"
- Raises from 24" to 45"
- 300 Lbs. max. capacity

\$259.99